



kepma

卡普马吉他用户手册

KEPMA GUITARS

USER MANUAL



Keep Every Production Match A+

卡普马吉他

用户手册

感谢您对卡普马吉他的支持与喜爱。

为了充分利用这款精美的乐器,并且安全地使用乐器,请您在使用乐器之前阅读本使用手册。

品牌介绍

KEPMA吉他作为全球知名的乐器品牌之一,专注于民谣吉他制作领域,致力为音乐爱好者提供高品质的民谣吉他。

我们将智能化的高精度数控设备,应用到传统制琴的工艺中,打造智能制造型工厂,不断追求卓越的音质和精湛的工艺,旨在为全球音乐爱好者创造出色的演奏体验。

日常保养

1. 注意事项

- 避免磕碰、暴晒、火烤和低温。
- 定期的清洁、擦拭你的吉他。
- 一周以上不使用你的吉他,需要降全音调弦。
- 弹奏是对吉他最好的保养。

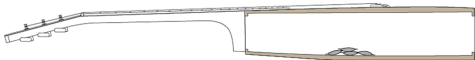


2. 温湿度影响

吉他的绝大部分部件由木材构成,因此它遵循木材的所有特征;木材会随着气候的温湿度变化而变化。通常它可以正常适应大部分的气候环境,但是在极端的气候变化或长期处于过度干燥、潮湿的环境下,吉他会受到不同程度的损害。“湿胀干缩”是一个明显的特征。单板琴使用实木木材,对温湿度敏感,注意温湿度是您吉他保养的重中之重。

夏天要注意避免阳光直射,不要长时间放在车内,如存放在房间内不要被空调风长时间直吹;冬天不要放在暖气或炉子旁边,有地暖不要放在地上,如果户外长时间停留,进入温暖的室内后最好让琴远离热源,让它逐渐升温,忽冷忽热最容易伤害琴。人会自我调节,乐器的木材离开了树的怀抱,不能自我调节,就需要我们的琴友们对其呵护了哦!

温度较高情况	症状
夏季或多雨的季节	弦距变高
吉他持续暴露在高温环境下	面板拱起



补救方法:

- 将吉他置于琴盒之中,避免直接暴露在周围环境之中。
- 放松琴弦,用多包干燥剂将吉他周围湿度尽可能降低,可以使吉他面板缓慢降低恢复正常。

温度较低情况	症状
冬季使用取暖器时	弦距变低,琴弦打品
气候特别干燥的地区	木材开裂,品丝突出



补救方法:

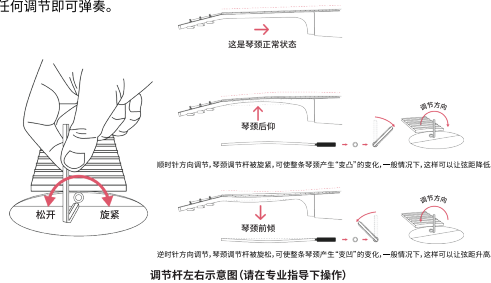
- 用加湿器将室内湿度调节尽可能升高。
- 保持琴弦紧绷,同时用音孔加湿器在琴盒内进行加湿,可以使吉他面板缓慢升高恢复正常。

3. 调节杆调整

正常情况下,吉他的六根琴弦是绷紧的,琴弦会对琴颈产生一个拉力而使琴颈有变形的趋势。

实际上在你保养吉他的过程中,琴颈也会因为各种原因发生变化。琴颈调节杆就是用来调整吉他琴颈的角度从而达到调节弦距的目的。

出厂前,吉他的琴颈和弦距是经过精心调试过的,一般拿到手上之后,无需做任何调节即可弹奏。



安全注意事项

- 使用背带时,请确保背带已牢固连接到吉他。
- 更换或者调整琴弦、调音时,请勿将脸部靠近琴弦、不要将琴弦调得太紧,以免出现吉他弦线突然崩断、对身体造成意外伤害。
- 换弦后,请切除余留的琴弦末端。琴弦末端非常锐利,可能会造成伤害。
- 由于吉他指板经过干燥处理,受气候影响,有可能会收缩,出现品丝刮手,请注意保护您的吉他。
- 请使用吉他专用清洁剂、柔软干燥的布擦拭琴体,请勿使用各类日常清洁剂、汽油、天那水等,否则会造成油漆、护板的损坏。
- 请勿私自拆卸、改造和修理,以免出现故障和损坏。吉他在出厂前已经调好,如需进行调整,请尽可能联系您购买乐器的经销商或者店铺,用户自行调整时,请确保您拥有吉他维修专业技能或者相关经验。
- 请勿在电池盒内放入过期的电池,以免出现漏液和损害的现象。

保修政策

1. 本保修规定仅适用于中国大陆境内(不包含港澳台地区),由东莞市企石卡马吉他厂、湖南省卡玛乐器制造有限公司所生产销售の木制吉他产品,包括原声吉他、电箱吉他。
2. 保修期限:本产品享受自用户购买之日起 1 年内(同时需满足自出厂日期起 2 年内的)保修服务。
3. 属于下列情况之一的,不能享受免费保修服务,视产品损坏程度能够维修的我司或指定维修站将收取费用提供有偿维修服务。
 - (1) 超过保修期限的;
 - (2) 用户因使用、保养、存放不当造成木材变形,木材开裂,弦距变化打品等后果的(受潮、过分干燥、暴晒、外力、意外伤害、化学污染、粗暴使用等情形);
 - (3) 属于用户主观个人喜好或判断的所谓“瑕疵质量问题”(包括木材颜色及纹理特征、油漆颜色、吉他音色的好坏及手感的好坏等等);
 - (4) 自行或非厂商指定维修站进行改动,改造,或不当使用所造成的故障或损伤的;
 - (5) 因经时间变化或者空气氧化等引起的漆面或金属表面造成的自然褪色,氧化生锈等;
 - (6) 因不可抗力,如火灾、地震、风水灾害、雷击、公害、鼠害、盐害等造成的故障或损坏的;
 - (7) 购买后因物流运输,掉落等造成故障或损伤的;
 - (8) 属于易耗品的部件(如:琴弦,品丝,电池等);
 - (9) 产品所标型号、编号与商品实物不相符,或被我司认定为非正品或假冒产品的;
 - (10) 用户无法提供在授权经销商或其他正规途径的原始购买订单记录,购买收据或购买发票等凭证的。
- (11) 其他依法不具备保修条件的。

★如果您对您保修期后的维修等不了解,请联系您购买的经销商或官方售后客服。

卡普马吉他微信公众号





KEPMA GUITARS

USER MANUAL

Thank you for your support and appreciation of the Kepma Guitars. To make the most of this exquisite instrument and ensure its safe use, please read this user manual before using the instrument.

Brand Introduction

As one of the world's renowned musical instrument brands, KEPMA Guitars specializes in the production of acoustic guitars, dedicated to providing high-quality acoustic guitars for music enthusiasts. We integrate intelligent, high-precision CNC equipment into traditional guitar-making processes to create a smart manufacturing factory, continually striving for exceptional sound quality and exquisite craftsmanship. Our goal is to create outstanding playing experiences for music enthusiasts worldwide.

Daily Maintenance

1. Precautions

- Avoid bumps, exposure to sunlight, fire, and low temperatures.
- Regularly clean and wipe your guitar.
- If you won't be using your guitar for more than a week, tune it down a whole step.
- Playing the guitar is the best way to maintain it.

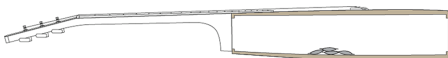


2. Temperature and Humidity Effects

Most parts of the guitar are made of wood, so it follows all the characteristics of wood; wood changes with the temperature and humidity of the climate. Generally, it can adapt to most climatic environments, but in extreme climate changes or when exposed to excessively dry or humid environments for extended periods, the guitar will suffer varying degrees of damage. "Swelling when wet, shrinking when dry" is a noticeable characteristic. Solid wood guitars, made of solid wood materials, are sensitive to temperature and humidity, so paying attention to these factors is crucial for maintaining your guitar.

In summer, avoid direct sunlight and do not leave the guitar in the car for long periods. If kept indoors, avoid prolonged exposure to air conditioning. In winter, do not place it near heaters or stoves, and if you have underfloor heating, do not leave it on the floor. If the guitar has been outdoors for a long time, let it gradually warm up away from heat sources when you bring it inside. Sudden temperature changes can easily damage the guitar.

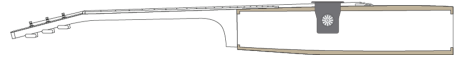
High humidity conditions	Symptoms
During summer or rainy seasons	The string action rises
When the guitar is consistently exposed to high humidity environments	The guitar top is lifting



Remedial Measures:

- Place the guitar in its case to avoid direct exposure to the surrounding environment.
- Loosen the strings and use multiple packs of desiccant around the guitar to reduce the humidity as much as possible, allowing the guitar top to slowly return to normal.

Low humidity conditions	Symptoms
When using heaters in winter	Decreased string action, fret buzz
In extremely dry climates	Wood cracking, fret ends protruding



Remedial Measures:

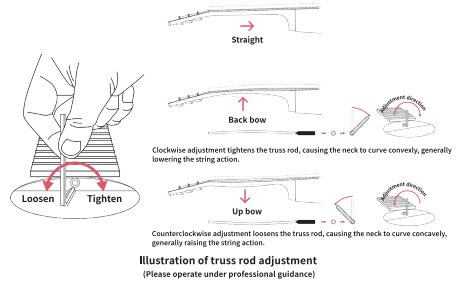
- Use a humidifier to increase the indoor humidity as much as possible.
- Keep the strings taut and use a sound hole humidifier inside the body to increase the humidity, allowing the guitar top to slowly rise and return to normal.

3. Truss Rod Adjustment

Under normal circumstances, the six guitar strings are taut, creating a pulling force on the neck that tends to cause deformation.

In fact, during the maintenance of your guitar, the neck may change for various reasons. The truss rod is used to adjust the angle of the guitar neck to achieve the desired string action.

Before leaving the factory, the guitar neck and string action are carefully adjusted. Generally, when you receive it, no further adjustment is needed, and it can be played right away.



Safety Precautions

- When using a strap, please ensure it is securely attached to the guitar.
- When changing or adjusting strings and tuning, do not bring your face close to the strings, and do not tune the strings too tightly to avoid sudden breakage, which could cause injury.
- After changing strings, trim the excess string ends. The string ends are very sharp and can cause injury.
- Due to the fingerboard being dried during processing, it may shrink due to climate changes, causing the frets to feel sharp. Please protect your guitar.
- Use guitar-specific cleaners and a soft, dry cloth to wipe the body. Do not use household cleaners, gasoline, or thinners, as these can damage the finish and pick guard.
- Do not disassemble, modify, or repair the guitar yourself to avoid faults and damage. The guitar is set up before leaving the factory; if adjustments are needed, contact the dealer or store where you purchased it. If you adjust it yourself, ensure you have professional guitar repair skills or relevant experience.
- Do not place expired batteries in the battery compartment to avoid leakage and damage.



卡普马吉他官方网站



www.kepmaguitar.com